

# South Africa

## Construction Market Overview

July 2021



ABiQ.io

# About ABiQ



ABiQ tracks the activity of upcoming and ongoing projects in energy, utilities, hydrocarbon, transport and social infrastructure sectors in the 70 countries of the Middle East and Africa from concept to operation. ABiQ provides timely updates and thorough information about projects including values, timelines, products and the organisations and people associated with them, in compliance with international standards for classification and recognised research code of conduct.

In a holistic approach to information intelligence for business development, ABiQ augments projects information with market insights on the countries and details of the organisations and people associated with projects. ABiQ tracks organisations world wide with major roles in MEA built environment projects including developers, financiers, consultants, main contractors and operators. The structured knowledgeable enables advanced views and analytics for strategists and executives.

**2,800**

active projects

**15,200**

organisations

**4.8 trillion**

US\$ worth of  
active projects

**8,900**

organisations  
in projects

**5,700**

projects updates

**6,200**

shareholding  
relations

**2.2 million**

data points in  
projects database

**39,000**


contact people

# South Africa

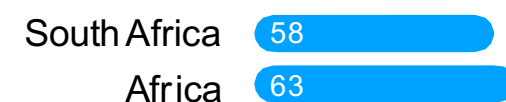
Construction market at a glance



**1st**  
in PPP infrastructure  
benchmark



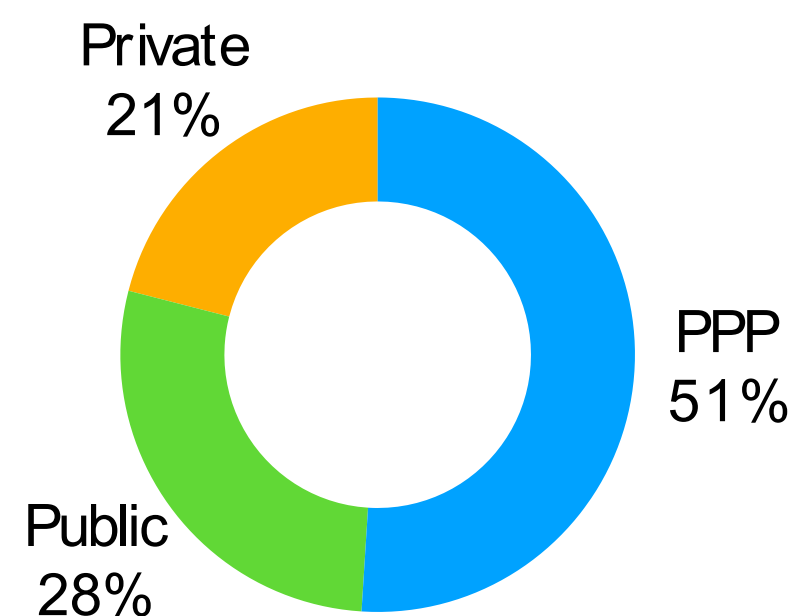
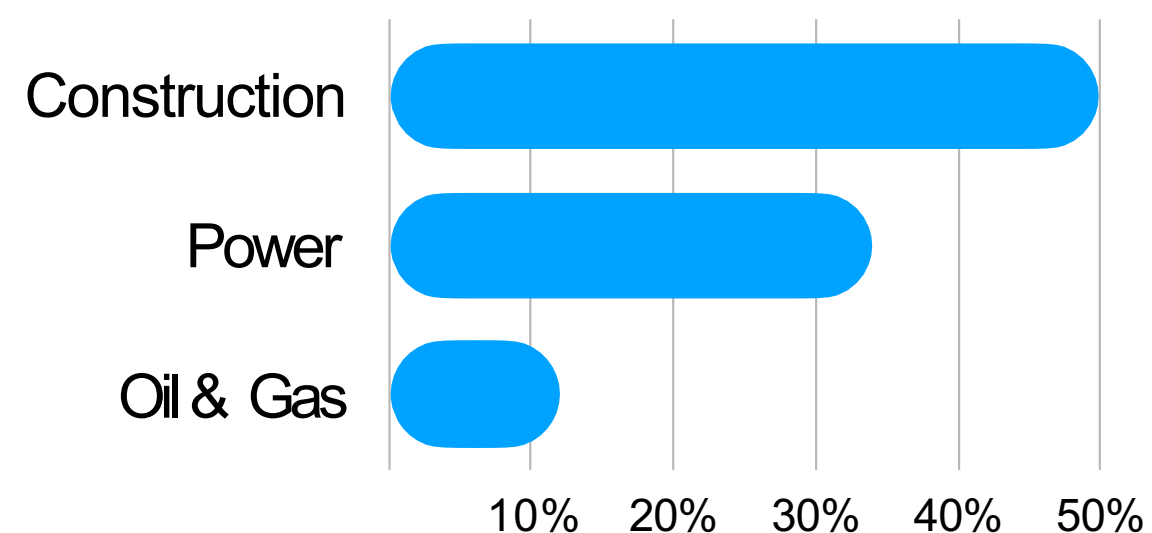
**2nd**  
least risk country in Africa



**3rd**  
largest in Africa by value of  
projects

**USD 178 billion**  
ongoing and upcoming projects

**10%**  
of Africa projects value




- |  |   |
|--|---|
| <b>Richards Bay Refinery</b><br>300,000 bpd<br>US\$ 20 billion | <b>Corridors Developments</b><br>US\$ 29 billion            |
| <b>Upington Solar Park</b><br>5 GW<br>US\$ 10 billion          | <b>Greenbay Housing</b><br>20,000 units<br>US\$ 8.5 billion |
| <b>Second Nuclear Plant</b><br>2.5 GW<br>US\$ 10 billion       | <b>Karpowership Power</b><br>1.2 GW<br>US\$ 15 billion      |
| <b>Musina-Makhado Zone</b><br>US\$ 10 billion                  | <b>Kusile Coal Power</b><br>4.8 GW<br>US\$ 6.7 billion      |
| <b>Renewable Energy Round</b><br>6.8 GW<br>US\$ 5.7 billion    | <b>Munyaka</b><br>5,200 units<br>US\$ 6 billion             |
| <b>Musina-Makhado Coal..</b><br>3 GW<br>US\$ 2.7 billion       |   |

# South Africa

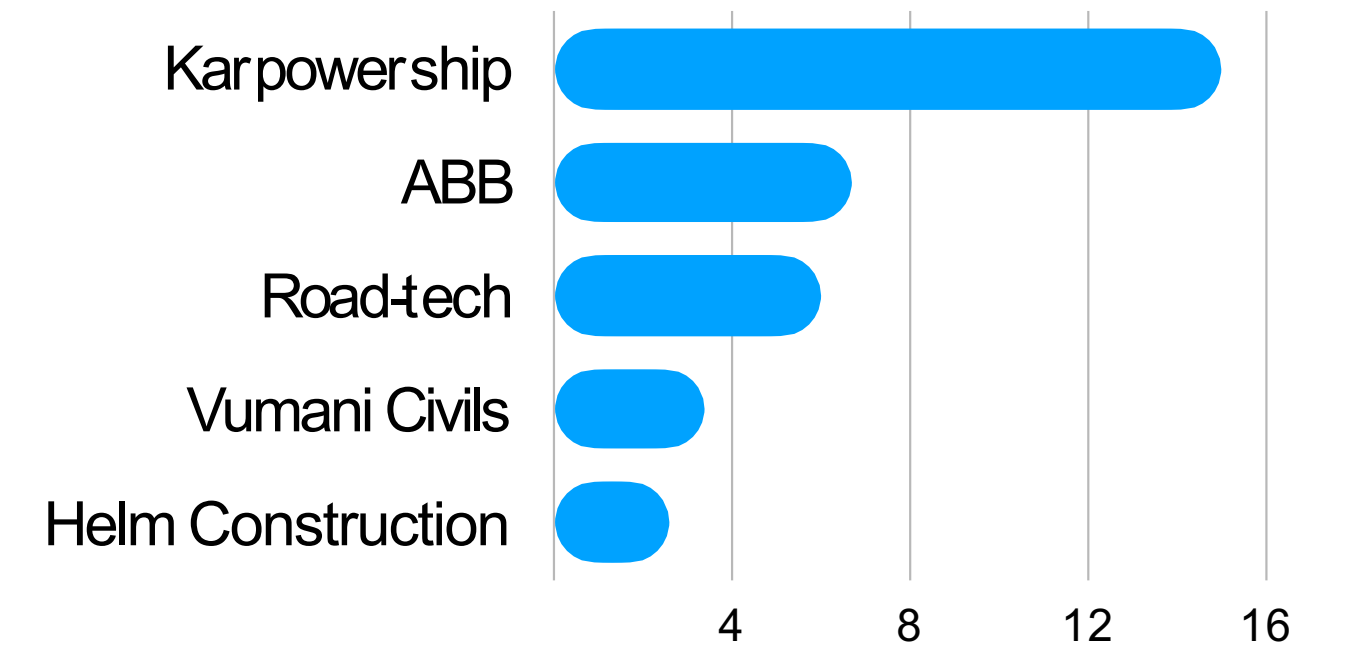
Top 5 in construction



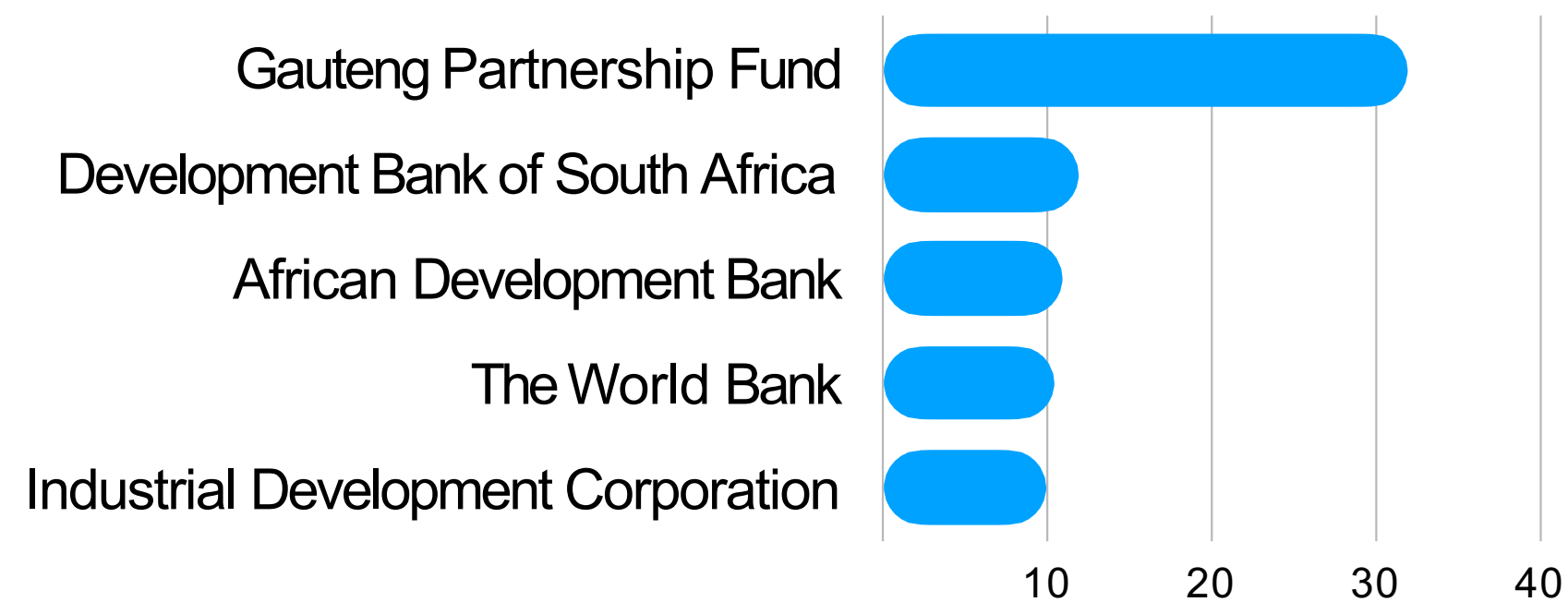
## Developers



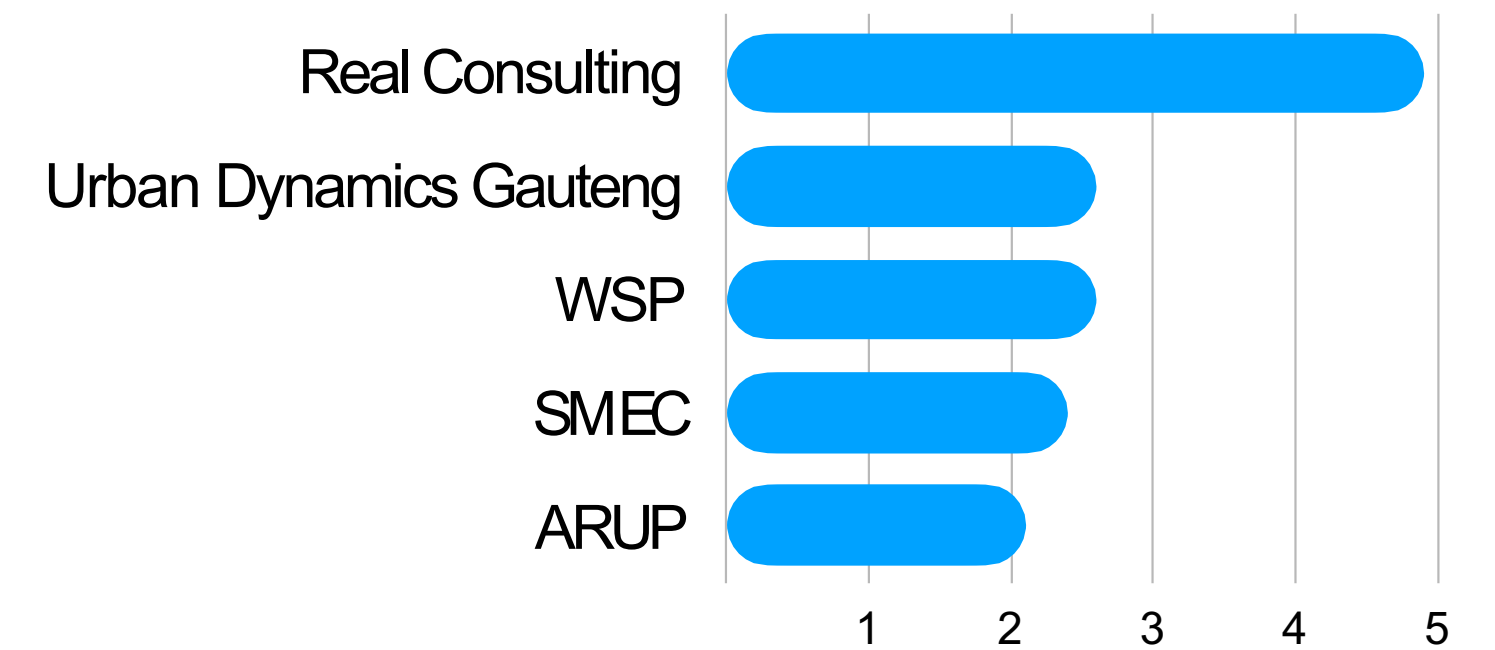
## Contractors



## Financiers



## Consultants





ABiQ.io